

LSV6-08-2 NORP

2-Way,2-Position,Normally open
Poppet-type Solenoid Valve

DESCRIPTION

A solenoid operated, 2-way, 2-position, normally open, poppet-type cartridge valve with reverse flow de-energized.

OPERATION

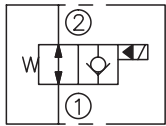
When de-energized, the poppet lifts to open flow from ② to ① ; Flow is also open from ① to ② .

When energized ,the cartridge acts as a check valve, allowing flow from ① to ② , while blocking flow from ② to ① , after overcoming the solenoid force.

Operation of Manual Override Option

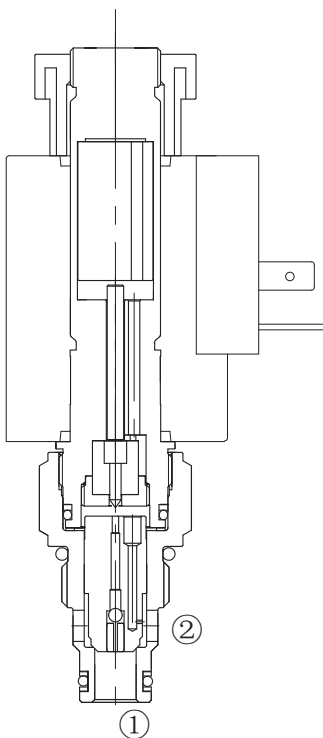
To override, push button in to activate. To return to normal valve function, release button.

SYMBOL

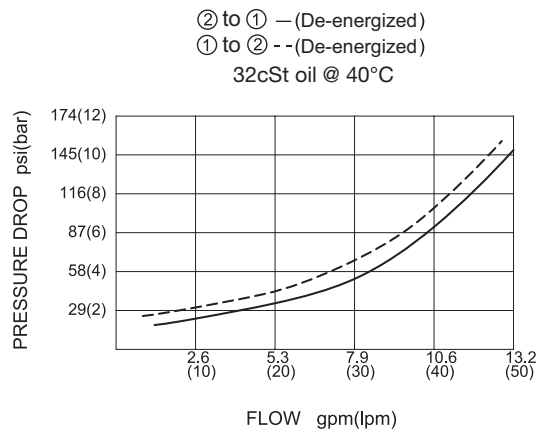


SPECIFICATIONS

Max.Operating Pressure	350bar
Flow	See PRESSURE DROP VS.FLOW graph.
Internal Leakage	3 drops/min max. at 350bar
Temperature	-40°F to +212°F(-40°C to +100°C)
Coil Duty Rating	Continuous from 85% to 115% of nominal voltage
Filtration	See page N-1
Fluids	Mineral-based fluids with viscosities of 7.4 to 420 cSt.
Cavity	08-2,See page M-1
Housing Material	Steel & Ductile iron rated to 350bar



PRESSURE DROP VS.FLOW



TO ORDER

LSV6 – 08 – 2 NOR P – * – * * – * *

┌───┐
┌───┐
┌───┐
┌───┐
┌───┐
┌───┐
┌───┐
┌───┐
┌───┐

1
2
3
4
5
6
7
8
9

<p>1 Function LSV6=Solenoid Valve</p>	<p>7 Coil Voltage 1=12 VDC 2=24 VDC 3=110 VAC 4=220 VAC 7=48 VDC 8=24 VAC 9=72 VDC</p>	<p>9 Port Size Omit=None 6T=SAE 6 3G=G 3/8</p>
<p>2 Size 08=08 Size</p>	<p>8 Coil Connector Type D= Double Lead H= Hirschmann B= Double Spade ER= Deutsch Connector (Water-proof Coil) S= Single Lead</p>	<p>※See page K-1 for detail of housing ※Other port sizes are available</p>
<p>3 Flow Path 2=2-Way</p>		
<p>4 Style NOR=Normally Open, Reverse Flow De-energized</p>		
<p>5 Type P=Poppet</p>		
<p>6 Manual Override Options Omit=None M=Manual Override</p>		

INSTALLATION DIMENSIONS

Coil Must Be Installed With Letter Up

Unit=Millimeters

