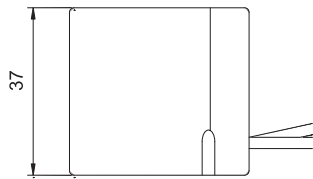
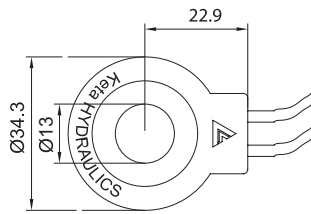


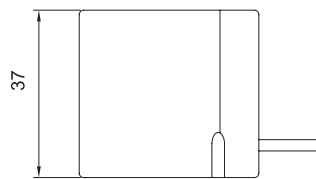
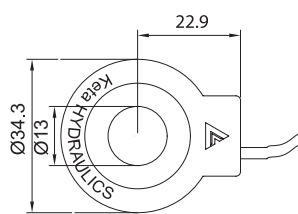
SOLENOID COIL DATA 08 series

Coil Must Be Installed With Letter Up

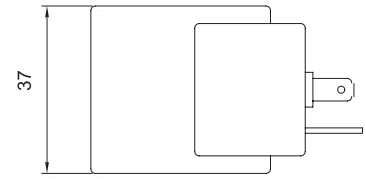
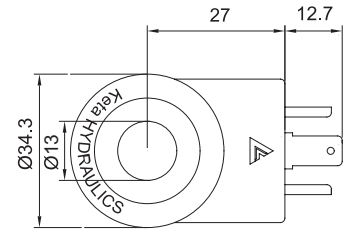
Unit=Millimeters



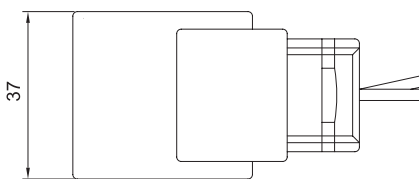
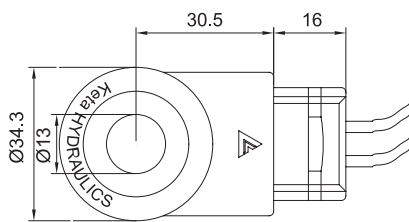
DOUBLE LEADS



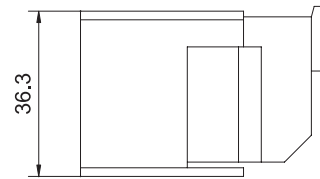
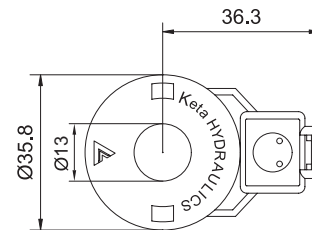
SINGLE LEAD



HIRSCHMANN



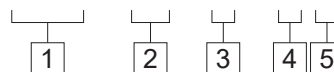
CONDUIT(FEMALE:1/2-14 NPT)



Model:LC2-08-C-*ER
Deutsch Connector
(Water-proof Coil)

TO ORDER

LC2 - 08 - C - * *



| | | |
|--|--|--|
| <p>1 Function LC2=Solenoid Coil</p> | <p>4 Coil Voltage 1=12 VDC RED LEAD 2=24 VDC BLUE LEAD 3=110VAC BLACK LEAD 4=220VAC YELLOW LEAD 5=10 VDC GRAY LEAD 7=48 VDC ORANGE LEAD 8=24 VAC BROWN LEAD</p> | <p>5 Coil Connector Type D= Double Lead S= Single Lead H= Hirschmann C= Conduit ER= Deutsch Connector(Water-proof Coil) B= Double Spade</p> |
| <p>2 Size 08=08 Size</p> | | |
| <p>3 Shape C=Cylindrical</p> | | |